



8680i Strap Glove

Quick Start Guide

Agency Model: 8680i505RHSG, 8680i505LHSG



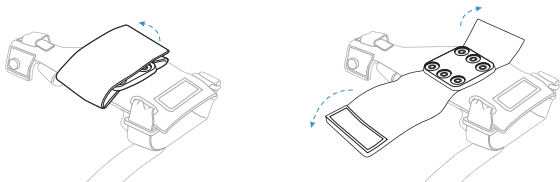
Caution: We recommend the use of Honeywell accessories and power adapters. Use of any non-Honeywell accessories or power adapters may cause damage not covered by the warranty.



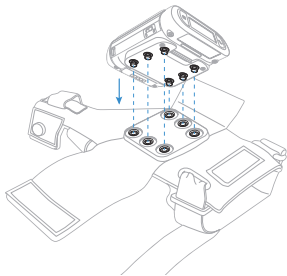
Caution: Make sure that all components are dry prior to using the computers and batteries with accessories. Using wet components may cause damage not covered by the warranty.

Connect the 8680i to the Glove

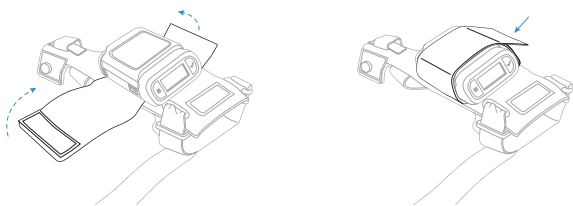
1. Open the device harness.



2. Connect the 8680i to the Glove.

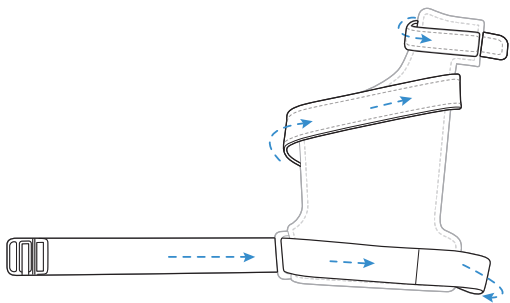


3. Close the device harness.

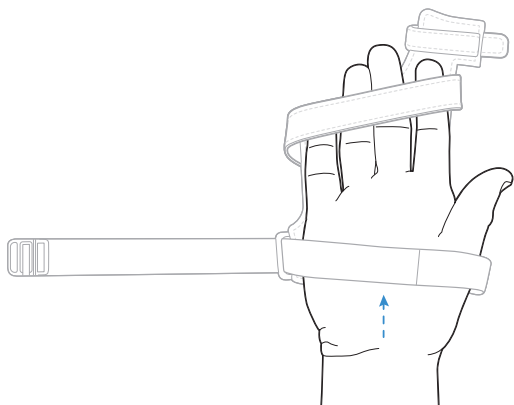


Wear the Glove

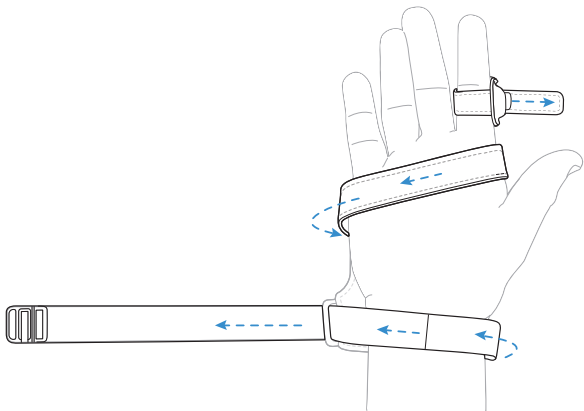
1. Loosen the straps.



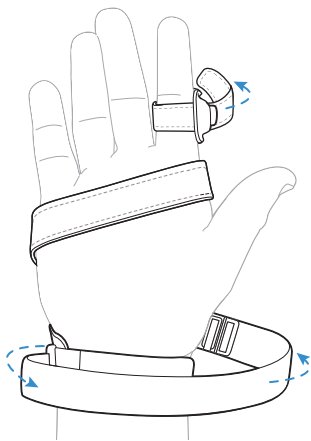
2. Slide your hand into the glove.



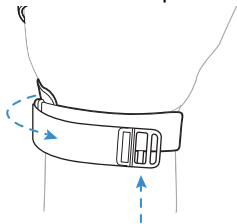
3. Tighten the strap around your index finger, palm, and wrist.



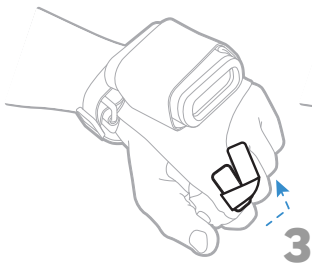
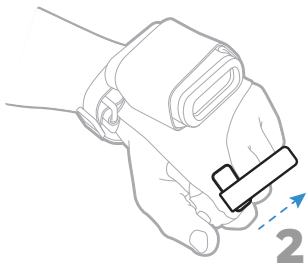
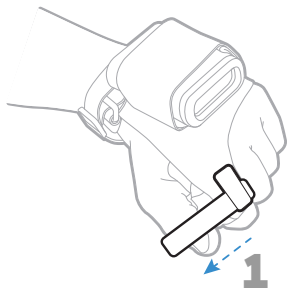
4. Fasten the strap on the index finger. Continue to tighten the strap around the wrist.



5. Slide the buckle onto the strap.

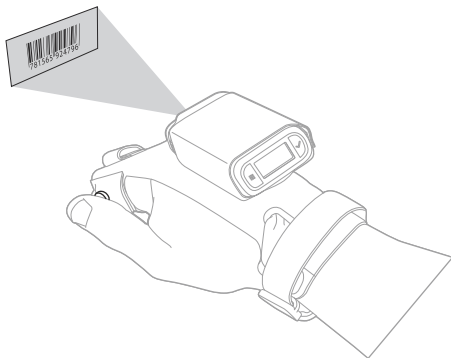


6. Fold the strap over and press down to secure.



Scan Bar Codes

Press the button on the index finger to scan.



Support

To search our knowledge base for a solution or to log into the Technical Support portal and report a problem, go to www.hsmcontactsupport.com.

Product Documentation

Product documentation is available at www.honeywellaidc.com.

Limited Warranty

For warranty information, go to www.honeywellaidc.com and click **Get Resources > Product Warranty**.

Patents

For patent information, see www.hsmpats.com.

Disclaimer

Honeywell International Inc. (“HII”) reserves the right to make changes in specifications and other information contained in this document without prior notice, and the reader should in all cases consult HII to determine whether any such changes have been made. The information in this publication does not represent a commitment on the part of HII.

HII shall not be liable for technical or editorial errors or omissions contained herein; nor for incidental or consequential damages resulting from the furnishing, performance, or use of this material. HII disclaims all responsibility for the selection and use of software and/or hardware to achieve intended results.

This document contains proprietary information that is protected by copyright. All rights are reserved. No part of this document may be photocopied, reproduced, or translated into another language without the prior written consent of HII.

Copyright © 2019 Honeywell International Inc. All rights reserved.